

---

# VICTORIAN ENTOMOLOGIST



---

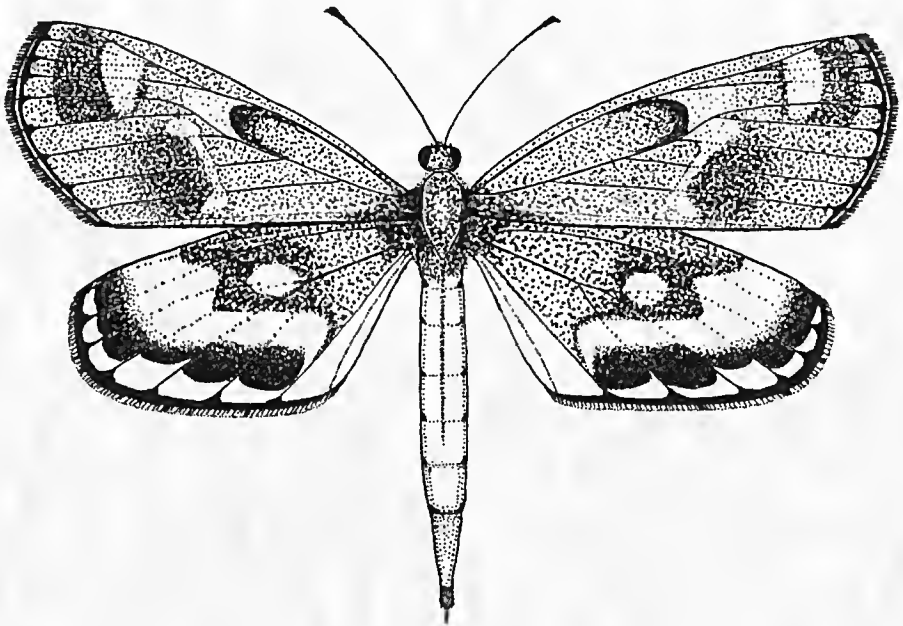
VOL. 39 No. 2

APRIL 2009

Print Post Approved PP 349018/00058

Price: \$ 3.00

---



---

*News Bulletin of The Entomological Society of Victoria Inc.*

---

THE ENTOMOLOGICAL SOCIETY OF VICTORIA (Inc)

## MEMBERSHIP

Any person with an interest in entomology shall be eligible for Ordinary membership. Members of the Society include professional, amateur and student entomologists, all of whom receive the Society's News Bulletin, the Victorian Entomologist.

### OBJECTIVES

The aims of the Society are:

- (a) to stimulate the scientific study and discussion of all aspects of entomology,
- (b) to gather, disseminate and record knowledge of all identifiable Australian insect species,
- (c) to compile a comprehensive list of all Victorian insect species,
- (d) to bring together in a congenial but scientific atmosphere all persons interested in entomology.

### MEETINGS

The Society's meetings are held at the 'Discovery Centre', Lower Ground Floor, Museum Victoria, Carlton Gardens, Melway reference Map 43 K5 at 8 p.m. on the third Tuesday of even months, with the exception of the December meeting which is held on the second Tuesday. Lectures by guest speakers or members are a feature of many meetings at which there is ample opportunity for informal discussion between members with similar interests. Forums are also conducted by members on their own particular interest so that others may participate in discussions.

### SUBSCRIPTIONS (2008)

Ordinary Member	\$30 (overseas members \$32)
Country Member	\$26 (Over 100 km from GPO Melbourne)
Student Member	\$18
Electronic (only)	\$20
Associate Member	\$7 (No News Bulletin)
Institution	\$35 (overseas Institutions \$40)

Associate Members, resident at the same address as, and being immediate relatives of an ordinary Member, do not automatically receive the Society's publications but in all other respects rank as ordinary Members.

**LIFE MEMBERS:** P. Carwardine, Dr. R. Field, D. Holmes, Dr. T. New, Dr. K. Walker.

Cover design by Alan Hyman.

**Cover illustration:** The pale Sun Moth, *Synemon selene* Klug, is an endangered species restricted to perennial grassland dominated by *Austrodanthonia* in Western Victoria. It is now extinct in SA, and was presumed extinct in Vic. until its rediscovery, in February 1991, by the late Frank Noelker and Fabian Douglas. The Victorian Populations are parthenogenetic with all specimens comprising females, a most unusual trait in the Castniidae. Illustration by Michael F. Braby.

## Minutes of the members meeting 17 February 2009

### Photographing Nature

**Present:** L. Rogan, S. Curle, J. Tuttle, M. Fiedel, G. Weeks, R. Vagi, K. Harris, I. Endersby, M. Endersby, P. Lillywhite, K. Gosbell, D. Stewart, M. Hewish, D. Hewish, L. Cookson, L. Gibson, R. Best, T. Pescott, E. Silcock, A. Meyer, P. Rogan, D. Dobrosak, A. Dobrosak, W. Clark, W. Moore, P. Marriott, P. Carwardine

#### **Minutes:**

Minutes of the General Meeting [Vic.Ent. 39(1): 1] were accepted. I. Endersby. P. Marriott

#### **Correspondence:**

- New membership nominations have been received from:

Megan Parr and Bryan Davidson      Megan's interest is in beetles  
(Associate)

Marilyn Hewish                              Moths

Laura Levens                                Laura interested in recording and photographing  
plants and animals,

Daryl Akers                                 Daryl is president of the Melton Environment Group  
and is involved in revegetation of local bushland and  
creeks.

- We have received the February circular (137) from 'The Society for Insect Studies' group. It contains an interesting selection of articles and details of further meetings. Articles: Presidents Report, Treasurers Report & Graham Owen, SFIS Cairns trip.
- The society has received an invitation for representatives to attend the presentation of the Australian Natural History Medallion to Ern Perkins. The event will be held on Wednesday, 11<sup>th</sup> March at the FNCV Hall (1 Gardenia Street, Blackburn, Victoria 3130). There is a reception with light buffet from 18:30 (\$20); or free admission at the presentation taking place at 20:00. Interested parties should refer to the Field Naturalists Club of Victoria website for the latest details. <http://home.vicnet.net.au/~fncv/>
- A few months ago, our members were asked for their contribution to the Atlas of Living Australia. The report has now been released and is now available at : <http://www.ala.org.au/userneedsanalysisreport.htm>  
The ALA would like to thank you for your contribution and for helping to plan and build the Atlas of Living Australia. If you would like to receive messages on the progress of the ALA project, please send an email to [atlasoflivingaustralia@csiro.au](mailto:atlasoflivingaustralia@csiro.au), and ask to be added to the mailing list.
- A request for sponsorship to the Science Talent Search which involved a bursary of \$70 to the winner. All members present agreed with this sponsorship.

- We have received the latest copy of *Myrmecia* 45 (1), February 2009 and the *Australian Journal of Entomology* 48 (1) February 2009 from the Australian Entomological Society.

#### Treasurers Report:

General account \$5763, Le Souëf account \$5502, publication \$7450

#### Editors Report:

No report presented.

#### General Business:

##### Publication of booklet "Collecting and Sampling Insects"

Ian Endersby has now completed this fine booklet on collecting and sampling insect techniques. The book is now available from the society for \$10 (plus P&P) for non members, or \$8 (plus P&P) for members.

##### Australian Hawk Moths

Jim Tuttle, author of "The Hawk Moths of North America" (*A Natural History Study of the Sphingidae of the United States and Canada*); has been "convinced to come out of entomological retirement", and find's himself now working to producing an Australian version of this magnificent publication.

Jim is now working on the Victorian species and has asked for assistance. The aim is to photograph every stage, and every larval instar, of each species of Sphingidae that occurs in Victoria (approx. 7 species).

At this early stage, Jim is interested to hear from anyone, by phone or email that has eggs, larvae or perhaps a female of any Victorian species.

Jim's contact details: jtuttle164@hotmail.com : tel: 03 9537 3030

##### Nature Photography

Peter Marriott opened the meeting. Photography of insects is a valuable part of the study and communication of knowledge about this group of animals. A lot of this sort of work is being published to the web in various ways and interest appears to be growing in both the art and the science.

This meeting of the Society will be devoted to the photographic aspects of entomology.

In 2008 the Society devoted a meeting to artists using water colours and other non-photographic media and a second meeting to the developing presence of the web in entomology. Both of these meetings touched on the themes of art, science and communication which photography also embodies.

The form of the meeting will be reasonably fluid to allow discussion, interaction, sharing of ideas, establishing and extending networks and an opportunity to view the work of others.

### The Imperial Blue Butterfly as seen by Linda Rogan

Our first speaker was Linda Rogan. Linda is a very active member of Warrandyte Park. Linda explained that she was a relative newcomer to the area of insects. Her interest had been sparked by noticing Imperial Blue butterflies on a local walk that she had done many times before; and it all took off from this encounter.

Linda had put together a video presentation, "The Imperial Blue Butterfly as seen by Linda Rogan"; *Jalmenus evagoras evagoras*.

Linda's presentation went into great detail all aspects of the blue butterflies lifecycle, showing some very details and close up shots of each stage. Linda also details the 2 species of parasitic wasp and indeed a species of leafhopper that also appears to benefit from the ant relationship.

An observation from the audience highlighted that the eggs of the butterfly seemed to be laid in leafhopper feeding crevices?

Linda gave credit for David Nash's website, where she was able to draw a lot of research material from. <http://www.zi.ku.dk/personal/drnash/index.html>

Linda's camera is a Canon 40D with a 100 macro lens. The software used for the presentation was Russian in origin, "Pictures in XE".

Linda surmised that digital photography has enabled her to see things that she hadn't been able to see before in slide photography.

### Trevor Prescott

Our second guest speaker was Trevor Prescott. From my notes (and I couldn't write down fast enough all of the things that Trevor is involved in), Trevor is the founder of the Geelong Field Naturalists, writes a regular column in the Geelong Advertiser and is also the winner of the Australian Natural History Medallion.

Trevor explained that he has been taking photographs of wildlife for a very long time! Beginning in the late 1950s, before colour film, electronic flash, telephoto lenses and SLR cameras were readily available.

Trevor said that his first "serious" camera was a Kodak Recomar, a quarter plate camera with a ground glass focusing screen at the back. The camera was set on a tripod, the focus made, exposure estimated, the screen replaced with a roll-film holder...and then the picture was taken.

Obviously moving objects were almost impossible to record.

Advice by "Safelight" writing in Wild Life in June 1951 was that to photograph insects, it was necessary to kill and pin-out the specimen, or place the live subject under a cover, add ether-saturated blotting paper, and photograph it as it recovered from the effects. But it was quite unethical, he said, to pass-off the photograph of a dead pinned subject as a living one!

Trevor said that nature photography was very popular then, and used to set up a camp in the Mallee - there would be six or seven of them in camp at any time, each for a week or so, and with the camp lasting for a month, many photographers stayed there. Birds were the main subjects, but insects and other subjects featured.

Film or Digital? Or as Trevor likes to rephrase this "Have digital camera's revitalised the art of nature photography"?

In the 1960s and 70s, colour film became widely used, and with 35mm SLRs, small telephoto lenses and electronic flash now available, techniques changed. But since it was very difficult to crop or enhance the colour transparency, and processing taking a week or so, it was very much a case of what you saw through the lens was what you ended up with.

Photography, even in these days, was still only possible if the subject was fairly static, there was no scope for error as film was very expensive.

With birds, the usual technique involved finding a nest and photographing them there. Concern about undue disturbance to nesting birds increased and many photographers gave up the process as time went on.

Enter the digital age and a whole new world opened up.

Now we had the opportunity to capture movement, flight; which Trevor found fascinating.

Things changed in the 1990s, when many naturalists had not been photographers bought a camera and became one!

Now it was possible to do what we did in the 1950s - take a photo, download it, crop and enhance it, then make a print. Different equipment, but basically the same process!

Trevor asked, "But why take photographs?" There must be a reason for doing so. The most common reason now to record an event and to distribute this widely through the internet. Then there is the most valuable of all - as an aid to identify the specimens seen. While a photograph is not as reliable as a specimen in hand, it can still be extremely useful. In some cases, photograph catalogues replace specimen cabinets. Then there is the artistic aspect of digital photography.

At this point, Trevor explored the capture of movement and discussed that it is often the best way to show life. Trevor showed various typical images of bugs in flight; predominantly all frozen in time. Lovely pictures of the bug in question. Then Trevor showed one of a dragonfly, who's wings were slightly blurred through flight. And this image, came alive ....!

It is tempting to take "snapshot" photographs - is everyone with a digital camera a photographer? I believe anyone buying a camera should decide why they are doing so, why they are taking photographs.

Trevor explained, that for him, the most significant advantage of digital over film is that it is possible to photograph insects and birds in flight. By using a 100-400mm zoom lens, and being able to focus to 1.6m (his old 600mm Nikor lens would focus to 5.5m), it is easy to record dragonflies and smaller insects in flight.

In answer to Trevor's perhaps rhetorical question - digital cameras have most certainly revitalised the interest in nature photography which may have flagged before they came on the market.

Discussion ensued regarding flash or not; different type and peoples experiences using flash.

The meeting then went into showing those pictures that people has brought along tot he meeting. Contributors were asked, Why do you take photo's?

### Ken Harris

Ken takes photographs to make a record. Ken brought along three photo's (pages 30-31):

- Reduviidae: Assassin Bug - *Gminatius australis* with its prey, a Muscid fly. Churchill, Victoria, 3<sup>rd</sup> March 2008
- Crambidae: *Hednota opulentellus*: Morwell National Park, Victoria, 3<sup>rd</sup> September 2007
- Mantidae: Garden Mantis - *Orthodera ministralis* Newly emerged mantis beside the ootheca; Churchill, Victoria, 24<sup>th</sup> August 2007

### Wendy Clark

Wendy takes photographs to id, record and looks for the aesthetics. Wendy brought along three photo's:

- Little black ants (Wendy highlighted that these were with her new camera and highlighted the difference in quality between a 6 and 10Mg camera).
- Hawk Moth
- Tiny beetles on an Orchid

### Ken Gosbell

Ken takes photographs mainly to id the insect. Ken brought along four photo's (pages 33-34):

- 6405a Red and Blue damselfly on the wing - Canon20D - 100-400mm lens handheld
- 7294 Whitewater Rockmaster dragonfly - Canon 20D - 100-400mm lens-handheld
- 2653 and 2651 - Feather homed beetle (*Rhipicerca femorata*) Canon 20D - 100mm macro lens - handheld

### Wendy Moore

Wendy takes photographs to record and id the species. Wendy brought along three photo's and explained that whilst she is now in the digital era, these images were taken with a film camera:

- Pea Blue Butterfly
- Golden Orb Weaver Spider
- Gum Snout Caterpillar (in full camouflage on a branch!)

### Linda Rogan

Linda takes photographs mainly to id the insect. Linda brought along three photo's (pages 31-32):

- Native bees (orange bottom). These bees appear to be in their night camp but were photographed at 11:21 am on 29 November 2008 (a cool day). Linda is beginning to think our native bees enjoy a sleep in. Camera Canon 40D lens 100mm macro speed 1/100 F/13 with fill flash. Brown's Reserve, Greensborough.\
- Moth composite photo. *Nemphora sparsella* (syn. *chrysolamprella*). Linda and her husband had observed these tiny moths with long antennae alternately flying above the Sweet Bursaria in an intricate swarm, then descending to the flowers where bright metallic flashed of light betrayed their presence. Ian Endersby has said this is probably lekking behaviour by the males. Apparently the females lay eggs in the flowers and the larvae hatch in the seed pod where they initially feed. 18 January 2009 12:09 (warm day) Camera Canon 40D lens 100mm macro speed 1/1250 f /6.3 (in flight) 1/250 f/14 (on bush) Brown's Reserve, Greensborough.
- Lipotriche bees, night camp. Believed to probably be *Lipotriche australica* but not sure as some are white striped and some gold. The day Linda first found their camp on a limb of a Sweet Bursaria, where they appeared at first to be dried seed pods, she thought she would photograph them as they flew away in the morning sun. The first photos were at 7:51. By 9:39, Linda says that she was sweating with the heat but all but a few continued to snooze on. 28 January 2009 Linda has found them in nearly the same place on at least four

other mornings. Yandell Reserve, Greensborough Camera Canon 40D lens 100mm macro speed 1/160 f/9 flash

- Wasp alighting on the surface of my backyard pond. The wasp alighted without appearing to break the surface tension, stayed a couple of seconds, then flew off. It returned and repeated the process several times while Linda watched. The markings appear the same as *Apisba splendida* but it was smaller with a body length of about 1.8cm (less than 2.6cm listed for *A. splendida*) Greensborough Camera Canon 40D lens 100mm macro speed 1/200 f/4

Peter Marriott

Peter takes photographs for their colour, form and for identification purposes. Peter brought along three photos:

- A Math - *Hylaeara eucalypti* - Gembraak
- A Beetle - *Xylanichus eucalypti* - Mt. Martha
- A Weevil - Unidentified Bellid from Wilsans Prom

Next Meetings:

If you are planning to attend any of these meetings; please refer to the website for any last minute amendments.

<b>2009:</b>			
<i>Month</i>	<i>Date</i>	<i>Planned event</i>	
March:	17 <sup>th</sup>	Council Meeting	
April:	21 <sup>st</sup>	AGM	Parks Victoria; Propased 'Beetles'; Shaw n Tell
May:	19 <sup>th</sup>	Council meeting	
June:	16 <sup>th</sup>	Members meeting	Show n Tell
July:	21 <sup>st</sup>	Council meeting	
August:	18 <sup>th</sup>	Members excursion	Propased Forest Insects
September:	15 <sup>th</sup>	Council meeting	
October:	20 <sup>th</sup>	Members meeting	
November:	17 <sup>th</sup>	Council meeting	
December:	8 <sup>th</sup>	Members meeting	Show n Tell Please note, December's meeting date is 2 <sup>nd</sup> Tuesday of December to try and avoid Christmas celebrations.

Meeting closed at 21:23 (though I don't remember leaving much before 22:30!).



# Discovery of New Population of *Hemiphlebia mirabilis* (Ancient Greenling)

Reiner Richter

## Abstract

This note reports the discovery of the Ancient Greenling, *Hemiphlebia mirabilis* (Selys, 1869 Odonata: Hemiphlebiidae) first made in Long Swamp, Discovery Bay Coastal Park (near Nelson, south-west Victoria) in mid December 2008 and on a return visit early January 2009. It is a tiny damselfly known only from a handful of sites, is considered rare and is listed as a threatened species under the Victorian Flora and Fauna Guarantee Act.

## Introduction

The Ancient Greenling has achieved some fame amongst entomological circles because of both its rarity and the species' evolutionary uniqueness, considered by many a missing link between living odonata and extinct species seen in fossil records.

Known for some time only from limited sites in central Victoria and slightly better habitat at Wilsons Promontory, it was discovered in northeastern Tasmania (including Flinders Island) during the 1990's.

With drought conditions in the area for several years, some of these sites have experienced deteriorating numbers. No specimens have been recorded from the Yea area for several years (Tasmanian sites are not known to have been surveyed by anyone recently).

## The Discovery

I was involved in some fieldwork surveying rare orchids in a remote pocket of Victoria. This was organised by the Department of Sustainability and Environment (DSE) with volunteers from Australasian Native Orchid Society (ANOS) - Victoria. The preliminary information was that we were to walk a swamp over a weekend, recording locations and numbers of orchids. Thinking a swamp might be a good place to also find dragonflies I decided to take a day off work to extend my stay.

To make our job more interesting, it rained heavily the day before we arrived. The first day of searching was also too cold and wet to see any insects so I at this stage I didn't hold out much hope of seeing any.

Late on the second day the sun did peek through the clouds and some of the friendly orchid people alerted me to the appearance of some small damselflies at the other end of the swamp we were in at the time.

## The Site

Discovery Bay Coastal Park is on the southwest coast of Victoria bordering South Australia. *Hemiphlebia mirabilis* were found in parts of Long Swamp, which extends about 10km from west of Lake Moombeong to the mouth of the Glenelg River. The extent of the swampy areas is intermittent and relatively narrow in places (from several hundred metres approximately 50m wide).

The swamp itself contains predominantly thick expanses of rushes (*Baumea* sp) with areas of peat. In my opinion it is likely that much of the surface water could disappear over a normal summer but at the time of the visit much of it contained water to a depth of around 10-20cm due to rains a few days earlier (around 60mm).

Surrounding the swamp is thick vegetation dominated by Coastal wattle (*Acacia sophorae*), Tea-tree (*Leptospermum* sp) and Paperbark (*Melaleuca* sp). The swamp lies behind coastal dunes which overly a limestone base.

Artificial openings that drain to the sea were apparently created early in the 20<sup>th</sup> century. Even so, talking with a local he said there was more water in the swamp during the 1960's so presumably the drought conditions have affected water levels as well as the openings.

Another significant species sighted there was the Swamp Flat-tail, *Austrothemis nigrescens*, though only 2 insects were seen. Swamp Tigertails, *Synthemis eustalacta*, were fairly common and a few Blue-spotted Hawkers, *Adversaeschna brevistyla*, and Slender Ringtails, *Austrolestes analis*, were also seen.

### Distribution

No odonata were observed in the swamp closest to Nelson, which lacked surface water at the time of the visit in early January. *Hemiphlebia* were observed only in the southern parts of two swamps further east towards Lake Mombeong.

From satellite imagery other possibly similar habitat exists in the park but accessing them is difficult due to surrounding thick vegetation. Access roads are also few and to reach other sites may require travel through private property or the Great South West Walk.

Limited similar sites exist east of Lake Mombeong, such as The Sheepwash, and just over the border in the Piccaninnie Ponds Conservation Park, South Australia. I examined a more permanent swamp just in South Australia but found no *Hemiphlebia*, though it was teeming with *Austrolestes analis*.

### Behaviour and Observations

I observed both males and females, usually when disturbed while walking the swamp. These would fly a short distance, usually less than 2m, to perch amongst rushes (though occasionally they would fly up into nearby shrubs). Males would often wave their tails several times by curling their abdomen up over their head briefly after landing. Their white anal appendages would be flared during this exercise. Females were also observed doing this but less frequently and less vigorously.

Males were observed jousting in a way damselflies commonly do. They would face each other for a few seconds in flight with their tails raised and their anal appendages flared. Once one of the males swiftly flew into the other one, knocking them both into the rushes. Tail waving occurred briefly and one male climbed up the stem of a rush.

No coupling or mating was observed despite the presence of both females and males in fairly close proximity.

I observed very little activity other than flight when disturbed. Although plagued by the bush flies (*Musca vetustissima*), these insects are a little too big for the damsels to prey on. At times the *Hemiphlebia* would abruptly change its position or swivel its head, apparently sizing up the flies.

At one point however I watched a male actively stalk a small, very swift fly. He faced the direction of where the other insect landed, watched it take-off and land again and then swiftly pounced. He missed his prey but the attack flight of around 5-10cm was very quick, like when the one jousting male attacked the other.

These damsels would often crawl up stems of rushes if they were low down and seemed to have difficulty flying from there due to the dense vegetation. They also appeared to try and hide behind

the stems of rushes when I was trying to photograph them, although this manoeuvre was similar to when hunting by facing movement.

Attempts were made to measure the damsel in situ and I was able to estimate their size at slightly over 2cm long.

### References

IUCN 2008 Red List - Endangered B2ab(iii)

<http://www.iucnredlist.org/details/9891>

DSE Flora & Fauna Guarantee Action Statement #46 (256KB PDF)

<http://www.dse.vic.gov.au/CA256F310024B628/0/412F036A10331BAFCA257092002354E0/SFile/046+Hemiphlebia+Damsselfly+1993.pdf>



*Hemiphlebia mirabilis*



Reduviidae:

Assassin Bug - *Gminatulus australis* with its prey, a Muscid fly. Churchill, Victoria, 3<sup>rd</sup> March 2008




Mantidae:

Garden Mantis - *Orthodera ministralis* Newly emerged mantis beside the ootheca Churchill, Victoria, 24<sup>th</sup> August 2007




Crambidae:


*Hednota opulentellus* Morwell National Park, Victoria, 3<sup>rd</sup> September 2007



Lipotriche bees



Native bees (orange bottom)




Moth composite photo. *Nemphora sparsella* (syn. *chrysolamprella*).



Wasp alighting on the surface of my backyard pond



Red and Blue damselfly on the wing - Canon20D - 100-400mm lens handheld



Whitewater Rockmaster dragonfly - Canon 20D - 100-400mm lens-handheld



Feather horned beetle (*Rhipicera femorata*) Canon 20D - 100mm macro lens - handheld



# A new distribution record for *Synemon collecta* Swinhoe, 1892 (Castniidae) in the Australian Capital Territory.

E.D. Edwards & D.J. Ferguson

CSIRO Entomology, GPO Box 1700, Canberra, 2601.

Ted.Edwards@csiro.au, fergfam@home.netspeed.com.au

## Abstract

*Synemon collecta* Swinhoe is recorded from the ACT for the first time. Its habitat and the implications of its discovery on surveys for *Synemon plana* Walker are discussed.

On 9 December 2008 one of us (DJF) located a population of *Synemon collecta* Swinhoe near Point Hut Crossing, ACT at an altitude of 600 m. It is remarkable that *S. collecta* should have escaped detection for so long in a fairly restricted area like the lowlands of the ACT which has been extensively surveyed for the similar *S. plana* Walker. Voucher specimens are lodged in the Australian National Insect Collection, CSIRO Entomology, Canberra.

*S. collecta* is known in Victoria from historical records from Beremboke, Stawell and Hamilton and from an extant population at Shelley at 760m in the mountains near Corryong discovered by Graham Wurtz. A further extant population was recently discovered at Glassons Grassland Reserve near Mitiamo by Eris O'Brien (Fabian Douglas pers comm.) It is recorded in NSW from the Hunter River Valley where it is known as far south as Singleton (Andrew Atkins) and from the North Western Slopes and Northern Tablelands. In Qld it is known from the NSW border north to Cairns (Robert Lachlan) and as far inland as 10 km east of Mitchell (EDE). In Qld it is sometimes found in coastal areas but not in coastal areas in NSW or Vic. There have been no previous records from southern NSW or the ACT.

Specimens from Vic. and the Northern Tablelands of NSW are darker than those from the Hunter River Valley, the North Western Slopes of NSW and Qld. The northern paler population of *S. collecta* is very common and widespread as is the darker population on the Northern Tablelands of NSW but in the ACT and Vic. the latter seem to be very local.

There is a similar but distinct species which is undescribed and known from near Waste Point in Kosciuszko National Park in southern NSW at an altitude of 990m.

This record is significant, not only as an extension of range, but because recently a community based pilot study was trialled to evaluate several monitoring methods and the status of populations of *Synemon plana* in the ACT by volunteers. This study was coordinated by the University of Canberra and involved several community organisations including Friends of Grasslands and funded by the World Wildlife Fund Threatened Species Community Network. No castniid species except *S. plana* was then known from the ACT but with this new record more attention will need to be paid during further *S. plana* surveys to identification and verification of records.



Fig. 1. Mating pair of *Synemon collecta*.



Fig. 2. Basking female of *Synemon collecta*.

The population of *S. collecta* was located on a steep south facing slope overlooking a tributary to the Murrumbidgee River. The grassy slope hosts principally the grass genera *Austrodanthonia*, *Austrostipa*, *Poa*, *Themeda* and numerous others which contribute a minor component of the grassland. It is extensively grazed by kangaroos. The foodplants of *S. collecta* are unknown although at Shelley it is almost certainly *Austrodanthonia laevis* and *Austrodanthonia* has been implicated at Armidale, NSW. In Qld *S. collecta* occurs well outside the range of *Austrodanthonia* and one or more of the species of *Chrysopogon* seems a likely but by no means certain foodplant.

The currently known ACT population is limited to approximately two hectares of steep slope consisting of a sandy soil derived from coarse rocks of rhyodacitic ignimbrite. This is currently dominated by a native grassland although before European settlement it was probably a grassy woodland. The site is adjacent to suburban housing and the Murrumbidgee River Corridor and is part of the green zone of the Hills and Ridges Buffer area so it has planning protection from development as well as protection by the slope being too steep to build on. However the site is threatened by infestations of weeds including St Johns Wort (*Hypericum perforatum*), Blackberry (*Rubus fruticosus*), African Love Grass (*Eragrostis curvula*) and Viper's Bugloss (*Echium vulgare*). African Love Grass has invaded all the northern slopes of the hill and eliminated all natives and the top of the hill has been a stock or kangaroo camp during many winters and is bare ground with thickets of horehound (*Marrubium vulgare*).

The moths fly in mid (at a minimum 9 to 21) December which overlaps with, but is generally later than, the flight period of *S. plana*. The flight period was over by 8 January. So far the two have not been seen flying together and they seem to occupy different plant communities with *S. plana* found on the comparatively level grasslands of the valley frost pockets and rarely in grassy woodlands on hills. But both have only been found on the lowland grasslands, that is, below about 700 m in the ACT.

A survey of similar sites between Point Hut Crossing and the hills to the north of Kambah Pool on the eastern side of the Murrumbidgee River has failed to reveal any further populations. Some of these sites looked superficially ideal but the moths were not present. Further surveys over a wider area will be necessary to determine the extent of the distribution of *S. collecta* in the ACT and to determine the likely foodplant.

#### Acknowledgements.

Dr Will Osborne and Ms Anett Richter, University of Canberra, confirmed and elaborated some of the background information and Anett commented on the draft. Mr Fabian Douglas provided information on some Victorian populations. Mr Robert Edwards helped in the field.

## Life History of a Diurnal Lepidopterist!

It was wartime, 1943. My father worked for the Indian Civil Service in Delhi. Aged eight, I was sent to boarding school in Simla, at B.C.S. (Bishop Cotton's School otherwise known as Best Cooked Sausages). Simla lies at some 7,000 feet in the Himalayas, and because of the long, snowy winter we had a three month holiday then and two ten-day holidays separating the three terms. There was a large buddleia bush at the edge of the sports field, and several of us would swipe away with our nets at the wonderful variety of butterflies that came along in plenty. I've still got a few in one of my cases, finally mounted after following me around in a cigar box for forty years!

We had our own names for them, the 'Peacock Monal' (*Papilio paris*) was a prize, as were the other Swallowtails (*polyctor*, *kristina*, *paliurus*), which we called Monals indiscriminately. My father told me that Monal was the vernacular name for the Himalayan Pheasant, which also has a magnificent iridescent blue and green plumage. Then there were the 'Rice Monals', (*P. polytes*, perhaps) called this because of the white spots along the termens of the wings, shaped like grains of rice. Others were just 'Riceys'. I imagine these must have been various *Euploca*s. We called *P. demoleus* the 'Cornflower', *Cyrestis thiodanus* the 'Mappy', *Junonia orithya* the 'Lady's Fancy', *J. hierta* the 'Gentleman's Fancy', *Kaniska canace* the 'Blue Admiral'. There were also many Little Brown Jobs (probably *Ypthimas*) we saw on walks. We called them 'Hoppys' and believed they were a sign of rain coming! I'm ashamed to say we took no notice of the Blues and Skippers (which are of such great interest to me now), considering them of no use to man nor beast!

Some of us kept large beetles, Stag, Rhinoceros, Hercules, in our pockets, happily sucking on a quarter of apple, making a contented buzzing sound (the beetles, not us!). We would put them on the table and try to make them 'fight'. They would lumber towards each other, often missing their opponent but sometimes colliding. When they did, it was usually the Rhino that would 'win'. His frontal 'horn' could tip the opposing beetle over on its back. A cheer would go up.

Then it would be supper time. We sat in tables of eight. The 'bearers' always impressed me enormously. They would be loaded up with eight full plates, four on each arm, and serve the whole table by shrugging each pair down their arms until the last pair was in their hands! I don't remember one plate ever being dropped. I longed to be a bearer when I grew up.

During one ten day holiday I stayed with my mother in a Simla hotel. My father couldn't get away from Delhi because of work. I met a delightful man who I later realized was a real collector, but of moths. His room smelt splendidly scientific for it was also his laboratory. He was breeding moths in cages. We went out after nightfall and walked round the streets of Simla seeing what moths had been attracted to streetlights. He gave me the cocoon of an Indian Moon Moth. I kept it in a box for a long time. Eventually the moth emerged and the most beautiful thing it was, pale green with pinkish veining and astonishingly long, delicate tails.

Then we went back to England where I found things very dull by comparison, though I do remember a wonderful flight of Clouded Yellows (*Colias croceus*) in autumn 1947, I think. Cricket and football were now claiming my attention. They seemed important to me then, though now I feel my spare time could have been far better spent studying Natural History! Besides, instead of playing Army cricket in Hong Kong, where I was doing National Service, I could have been sitting at the feet of Colonel J. N. Eliot, specialist in the *Lycaenidae*, who was serving there too in 1955. I only discovered this years later. It was also years later that I found out that I had spent a year in Switzerland almost next door to Vladimir Nabokov, novelist and taxonomist, particularly expert on Alpine butterflies. He was living in a Montreux hotel at the time, 1966. I was teaching at a school nearby wasting time again coaching various sports instead of getting to know Nabokov who by then, I believe, only had time for, and was only civil to, other butterfly collectors!

But all was not lost! In 1969 I came to Melbourne and though Victoria has only about 100 species of butterfly, and the whole of Australia only about 400 (compare this with the island of Singapore which has (alas, now, had?) 1200 species at least!), I found a lot of my old friends from the buddleia bush in Simla here, especially in North Queensland, and have been very interested in them ever since.

D.E.A. Morton

## Minutes of the Council Meeting 17 March 2009

**Present:** I. Endersby, P. Marriott, P. Carwardine, D. Dobrosak, S. Curle

**Apologies:** K. Walker, M. Birtchnell, P. Lillywhite, D. Stewart

### **Minutes:**

Minutes of the Council Meeting [Vic.Ent. 38(6): 91] were accepted P. Marriott, I Endersby

### **Correspondence:**

- No recent correspondence received

### **Treasurers Report:**

- The books are currently with the auditor, no report available.
- With the subs due in the 1<sup>st</sup> January, 30 people have yet to pay this year's membership renewal. I. Endersby to send out email reminders.

### **Editors report:**

- Flyers for the publication "Collecting Methods" have been received and will accompany the next issue of the Victorian Entomologist.
- Discussion held around the next colour publication; set to include images from the last members meeting as well as other articles and images. D. Dobrosak to investigate layout options for the next issue.

### **General Business:**

#### **AGM**

I. Endersby has offered to continue his role as Treasurer for the next 12 months.

D. Dobrosak has offered to continue his role as webmaster for the next 12 months.

Agenda for next AGM to be emailed out to members prior to the event. S.Curle.

#### **Publication of booklet on collecting methods**

This publication has now gone on sale!

#### **Publication of Victorian Lepidoptera**

This publication has been doing very well for the society.

P.Marriott has expressed his gratitude to I.Endersby for his continued support, contribution and constant assistance with this publication.

The second publication is looking good and is on schedule for a July publication.

#### **Forum for data recording**

~~P.Marriott to ensure we have fed back the results of this meeting to interested parties.~~

Completed.

#### **Species Checklist**

There is seen a requirement for a straightforward species checklist of insects find in Victoria. We are planning to publish this both on the website and in the forthcoming publications of the magazine. P. Marriott has been working with the museum to add images and link directly with their site. More to follow...

### Fold-out Charts

I. Endersby brought to the meeting a couple of sample fold out charts that are produced in the UK. These particular charts were on Clouds (<http://www.field-studies-council.org/publications/pubsinfo.aspx?Code=OP60>) and the other on Dragonflies (OP53). These charts were A4 and A5 in size, laminated and folded together giving a very neat field guide. The subject matter was not important; it was however a very nice example of something similar that perhaps we could produce for Victorian species.

P. Marriott to liaise with the moth book publisher for example costs for something similar.

### Facebook Group

The society has setup a group on Facebook. This is aimed to bring our members a more interactive facility to communicate with like minded people. The more people sign up to this group, the more beneficial it will be for all.

### Next Meetings:

**Note:** The date for the excursion has changed. This is due to a clash with the normal members meeting that would normally be held at the Museum in August.

<b>2009:</b>			
<i>Month</i>	<i>Date</i>	<i>Planned event</i>	
March:	17 <sup>th</sup>	Council Meeting	
April:	21 <sup>st</sup>	AGM	'Beetles' Show n Tell
May:	19 <sup>th</sup>	Council meeting	
June:	16 <sup>th</sup>	Members meeting	Show n Tell
July:	21 <sup>st</sup>	Council meeting	
August:	18 <sup>th</sup>	Members excursion	Proposed Forest Insects Collection, CSIRO, Monash Uni, Clayton
September:	15 <sup>th</sup>	Council meeting	
October:	20 <sup>th</sup>	Members meeting	
November:	17 <sup>th</sup>	Council meeting	
December:	8 <sup>th</sup>	Members meeting	Show n Tell Please note, December's meeting date is 2 <sup>nd</sup> Tuesday of December to try and avoid Christmas celebrations.

Meeting closed at 18:27

THE ENTOMOLOGICAL SOCIETY OF VICTORIA INC.  
STATEMENT OF RECEIPTS AND PAYMENTS  
FOR THE YEAR ENDED 31 DECEMBER 2008

GENERAL ACCOUNT

INCOME Subscriptions			
Member	2007	86	
	2008	1640	
	2009	724	2450
Institution	2008	286	
	2008	203	489
Donations			10
			2949
EXPENDITURE			
Journal Costs			
Printing		1866	
Postage		460	
Envelopes		278	2604
Lecture Room Hire		0	
Corporate Affairs Fees		39	
Aust Ent Soc Sub		58	
Treasurer's Expense		64	
Bank Fees		10	2775
SURPLUS/(DEFICIT) FOR YEAR			174
			(1000)
			(1138)
2007			(1964)
			(1964)

LE SOUËF MEMORIAL FUND

INTEREST INCOME			
Commonwealth Bank Fixed Deposit		559	
Commonwealth Bank Savings Account		11	570
Less			
Award Expenditure		0	
Science Talent Search		70	70
SURPLUS/(DEFICIT) FOR YEAR			500
			2532
			3032
			3032



## PUBLISHING ACCOUNT

INCOME		
Grant from Norman Wettenhall Foundation	11000	
Book Sales (Moths of Victoria vol 1)	1473	12473
EXPENDITURE		
ISBN	126	
Printing	3884	
CD ROM	1540	
Postage	149	5699
SURPLUS/(DEFICIT) FOR YEAR		6774
Add balance brought forward from 2007		0
Balance carried forward to 2009		6774

## STATEMENT OF ASSETS AT 31 DECEMBER 2008

### GENERAL ACCOUNT

Bank Account	(1965)	
Term Deposit	7600	
		5635

### LE SOUËF MEMORIAL FUND

Bank Account	3032	
Commonwealth Bank Fixed Deposit	2400	
		5432

### PUBLISHING ACCOUNT

Bank Account	6774	
Value of Inventory	4473	
		11247

#### Auditors Report:

I report that I have audited the year 2008 accounts of the Entomological Society of Victoria, comprising the Statement of Receipts and Expenditure for the General Account, the Le Souef Memorial Fund and the Publishing Account; and the Statement of Assets as at 31 December 2008..

The audit procedure examined the account books and records of the Society, including bank statements, deposit books and cheque books.

In my opinion the accounts are properly drawn up and accurately record the financial transactions of the Society. Further, the financial records of the Society are in accordance with applicable accounting standards.

S.J. Cowling  
26 March 2009

# Entomological Society of Victoria Annual General Meeting

Tuesday, 21 April 2009  
20:00  
Melbourne Museum

## AGENDA

### Annual General Meeting.

#### Opening and Welcome

#### Apologies

Minutes of the AGM held 15 April 2008 [reported in *Vic. Ent.* 38(3): 25-27 (2008)]

#### Reports

President

Treasurer

#### Motions:

- that the Treasurer's report be received
- that the changes to the allocation of interest amounts be agreed
- that Sid Cowling be appointed as auditor for 2009

Editor

Committees

Le Souëf Award

[Note that the Conservation and ENTRECS Committees are still in recess]

#### Receipt of all Reports

#### Election of Office Bearers and Council

President

Vice President

Honorary Secretary

Honorary Treasurer

Editor

Public Officer

Councillors (up to eight)

#### Close of Meeting

#### General Meeting

#### Opening

#### Apologies

Minutes of the General Meeting held on 17 February 2009 [reported in *Vic Ent.* 39(2): 21-26 (2009)]

#### General Business

Membership: Election of applicants to membership.

Minuting of new Applications (to be elected at the next meeting)

#### Other

Speaker for the evening

Vote of Thanks

Close of Meeting

## OFFICE BEARERS

- PRESIDENT:** *Peter Marriott* 8 Adam Street, Bentleigh, ph. 9557 7756 (AH)
- VICE PRESIDENT:** *Peter Carwardine*, 5/154 Grange Road, Carnegie 3163.  
ph. 9571 8958 (AH)
- HON SECRETARY:** *Steve Curle*, 5 York Street, Glen Waverley 3150. [secretary@entsocvic.org.au](mailto:secretary@entsocvic.org.au)
- HON TREASURER:** *Ian Endersby*, 56 Looker Road, Montmorency 3094. ph. 9435 4781 (AH)
- HON EDITORS:** *Melanie Birtchuell*, *Daniel Dobrosak* [editor@entsocvic.org.au](mailto:editor@entsocvic.org.au)
- EXCURSIONS SEC:** *Peter Carwardine*, 5/154 Grange Road, Carnegie 3163.  
ph. 9571 8958 (AH)
- PUBLIC OFFICER:** *Ian Endersby*, 56 Looker Road, Montmorency 3094. ph. 9435 4781 (AH)
- IMMEDIATE PAST PRESIDENT:** *David Stewart* P.O. Box 2152,  
Rosebud Plaza, 3939.  
ph. 0419 875 977 [dstewa27@optusnet.com.au](mailto:dstewa27@optusnet.com.au)
- WEBMASTER:** *Daniel Dobrosak*, 66 Wiltonvale Avenue, Hoppers Crossing, 3029.  
ph 9695 6577 (BH) ph 9749 1476 (AH). [suturalis@yahoo.com](mailto:suturalis@yahoo.com)
- COUNCILLORS:** *Dr. Ken Walker*, *Peter Lillywhite*, *D. Dobrosak*

## CONTRIBUTIONS TO THE VICTORIAN ENTOMOLOGIST

The Society welcomes contributions of articles, papers or notes pertaining to any aspect of entomology for publication in this Bulletin. Contributions are not restricted to members but are invited from all who have an interest. Material submitted should be responsible and original. The Editor reserves the right to have articles refereed. Statements and opinions expressed are the responsibility of the respective authors and do not necessarily reflect the policies of the Society.

Items printed must not be reproduced without the consent of the author and Council of the Entomological Society of Victoria Inc.

Contributions may be typed on A4 paper or sent to the Hon. editor in *Microsoft Word for Windows* with an enclosed hard copy. The main text of the news bulletin is prepared in 8 point, *Book Antiqua* font (please do not use fixed point paragraph spacing). Contributions may *preferably* be E-mailed to Internet address: [editor@entsocvic.org.au](mailto:editor@entsocvic.org.au)

The deadline for each issue is the third Friday of each odd month.

The Society's Home Page on the World Wide Web is located at:

[www.entsocvic.org.au](http://www.entsocvic.org.au)

## ADVERTISING

The charge for advertising is \$5.00 per half page.

The *Victorian Entomologist* is printed at Minuteman Press Melbourne, 337 Little Lonsdale Street Melbourne, 3000, Telephone 03 9670 4533

## CONTENTS

	Page
Minutes of the Members Meeting 17 February 2009	21
Richter, R. Discovery of New Population of <i>Hemiphysalis mirabilis</i> (Ancient Greenling)	27
Photographing Nature: Photographs by Ken Harris	30
Photographing Nature: Photographs by Linda Rogan	31
Photographing Nature: Photographs by Ken Gosbell	33
E.D. Edwards & Ferguson, D.J. A new distribution record for <i>Synemon collecta</i> Swinhoe, 1892 (Castniidae) in the Australian Capital Territory	35
Morton D.E.A. Life History of a Diurnal Lepidopterist!	38
Minutes of the Council Meeting 17 March 2009	40
The Entomological Society of Victoria Inc. Statement of Receipts and Payments for the Year Ended 31 December 2008	42
Entomological Society of Victoria. Annual General Meeting: Agenda	44

## DIARY OF COMING EVENTS

**Tuesday April 21<sup>st</sup>**

'Beetles' Show n Tell. Members will bring specimens and photographs

Tuesday March 19<sup>th</sup>

Council Meeting

Scientific names contained in this document are *not* intended for permanent scientific record, and are not published for the purposes of nomenclature within the meaning of the *International Code of Zoological Nomenclature*, Article 8(b). Contributions may be refereed, and authors alone are responsible for the views expressed.